

How to use this DVD

This DVD is HTML/Web based. You can use your default web page browser [IE, Firefox, Camino, Chrome, etc.] to “browse” through its content. Also, you may just use your file manager [Windows Explorer in Windows] to browse the contents of the DVD and run/view the files directly from there.

To use the DVD with your web page browser:

- Insert the DVD into your DVD drive.
- Browse that drive and find the file name of “index.html”.
- Right-click the file name and open it into your default web page browser.

This will bring you to the first page of the multiple HTML-based pages that will guide you through the contents of this DVD.

What you will find on the DVD

Info

- brief information about LibreOffice and this DVD

Install

- has the various available installation files need to install LibreOffice to your machine.

Module

Each part of the LibreOffice package is called a Module. To read more about these packages, you can click on the “read-more” link at the end of any of the brief description of a module. Opening the page with more information about that module. The following pages are available:

Writer - word processor

Draw - drawing package

Calc - spreadsheet

Base - data base

Impress - presentation

Math – formula / equation editor

Extensions

An extension is an add-on component to the LibreOffice package that will add some additional capability to the “basic” package. These include things like formatting tools, language tools, and extra dictionaries. The disc includes over 180 dictionary extensions. This collection includes many localized languages as well as ones focused on specific areas of interest.

These extensions, as well as most files ending in the .oxt file “extension” can be installed by using the default Extension Manager [Tools>Extension Manager].

Templates

There are two types of template files included on the DVD:

- Files ending with “.oxt” will add templates to the “File > New > Template and Document” list.
- The second type of files are in compressed/archived file groups and can be unarchived using a standard archive manager program [7Zip is included in the list on the “Extras” page]. These are sample files that are opened like normal document files.

Extras

This page includes many extra software packages that may be useful to you. These include browser packages, email client, vector graphics editor, archive package, text editors, and photo gallery creator. All are free to use.

Documentation

Documentation files included on this DVD are in either the “.odt” OpenDocument file format [ODF], a long established International Standard [ISO] set of file formats, or, “.pdf” Adobe Acrobat file format. LibreOffice uses the international standard ODF as its default office suite file formats.

Artwork

There are two types of artwork files included on the DVD:

- Files ending with “.oxt” will be added to the “Tools>Gallery” option.
- The second type are compressed/archived files containing image files and require a standard archive manager program [7Zip included].

System Requirements

It is a recommended best practice to back-up your system and data before you remove or install software.

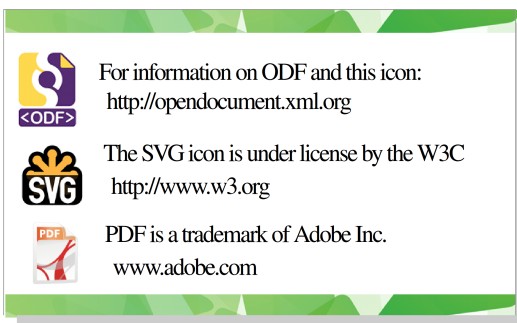
Windows


The software and hardware prerequisites for installing LibreOffice on a Windows system are as follows:


- Microsoft Windows 2000 (Service Pack 4 or higher), XP, Vista, or Windows 7;
- Pentium-compatible PC (Pentium III, Athlon or more-recent system recommended);
- 256 Mb RAM (512 Mb RAM recommended);
- Up to 1.5 Gb available hard disk space;
- 1024x768 resolution (higher resolution recommended), with at least 256 colors.


For certain features of the software - but not most - Java is required. Java is notably required for Base.

Administrator rights are needed for the installation process.



 For information on ODF and this icon:
<http://opendocument.xml.org>

 The SVG icon is under license by the W3C
<http://www.w3.org>

 PDF is a trademark of Adobe Inc.
www.adobe.com

System Requirements (cont.)

Macintosh

The software and hardware prerequisites for installing on a Macintosh computer are as follows:

- MacOSX 10.4 (Tiger) or higher;
- Intel or PowerPC processor;
- 512 Mb RAM;
- Up to 800 Mb available hard disk space;
- 1024x768 graphic device with 256 colors (higher resolution recommended).

For certain features of the software - but not most - Java is required. Java is notably required for Base.

Linux

The software and hardware prerequisites for installing on Linux are as follows:

- Linux kernel version 2.6.18 or higher;
- glibc2 version 2.5 or higher;
- gtk version 2.10.4 or higher;
- Pentium-compatible PC (Pentium III, Athlon or more-recent system recommended);
- 256Mb RAM (512Mb RAM recommended);
- Up to 1.55Gb available hard disk space;
- X Server with 1024x768 resolution (higher resolution recommended), with at least 256 colors;
- Gnome 2.16 or higher, with the gail 1.8.6 and atspi 1.7 packages (required for support for assistive technology [AT] tools), or another compatible GUI (such as KDE, among others).

For certain features of the software - but not most - Java is required. Java is notably required for Base.

The Document Foundation

Our Mission

Encourage wide participation in the Community, and co-ordinate activity across the Community.

The Code

LibreOffice is Free Open Source Software- which gives you key liberties

- Freedom to run
 - Freedom to study
 - Freedom to redistribute
 - Freedom to distribute copies you modified
- and (unless indicated otherwise for any particular file), is licensed under the LGPLv3.

Get Involved

Come and join us!

We offer a wiki, an official blog, a blog planet - as well as mailing lists; our home:

<http://libreoffice.org>

Tell the world you share our visions, join our group and fan page at <http://facebook.com/documentfoundation>

Donate

You may support our work on LibreOffice and The Document Foundation with donations, details available at <http://donate.documentfoundation.org> or via PayPal: donations@documentfoundation.org

North-America DVD Team Members

Tim L.	USA
English lead	
Daniel G.	
Español team	
Daniel R.	Argentina
Español team	
Drew J.	USA
English team	
Jeff C.	USA
English team	
Marc M.	Canada
English & Français team	
Friedrich S.	Germany
LibreOffice-Box project	
Contact E-Mail:	
marketing@us.libreoffice.org	



North America
Community DVD



LibreOffice
The Document Foundation

Multi-Language Office Suite for

Microsoft Windows

GNU/Linux

Mac OS X

Windows is a registered trademark of Microsoft Corporation.
Mac and Mac OS are trademarks of Apple Inc.