

Overview

Abstract


LibreOffice aims to be a great tool for people to let them create, edit and share any kind of information - enabling them to turn their ideas into documents. But offering that much capability doesn't require the software be complicated for all the different users ... The LibreOffice Design Team wants to "Make it just work, and look great, too!" by offering User Experience Design and Visual Identity Design.

But what does that mean? How does the team work? How does it make a difference for the rest of the LibreOffice community? Together, we'll have a look at this initiative - what we've achieved so far, how we currently work, and how we may cooperate in the near future to support software development, the website team, and the marketing people.

Even better, take the chance to make LibreOffice a great product - add your ideas, your thoughts and join this talk.

More Information

<http://wiki.documentfoundation.org/Marketing/Events/Fosdem2011>



LibreOffice

The Document Foundation

Kicking off the LibreOffice Design Team

- ▀ Christoph Noack
- ▀ FOSDEM 2011
- ▀ LibreOffice Devroom, H.2214, 1:30 ... 2:00 pm

What to Expect


The Contents

- ▣ Design
- ▣ Design Team
- ▣ Highlights
- ▣ Next Steps
- ▣ Needs

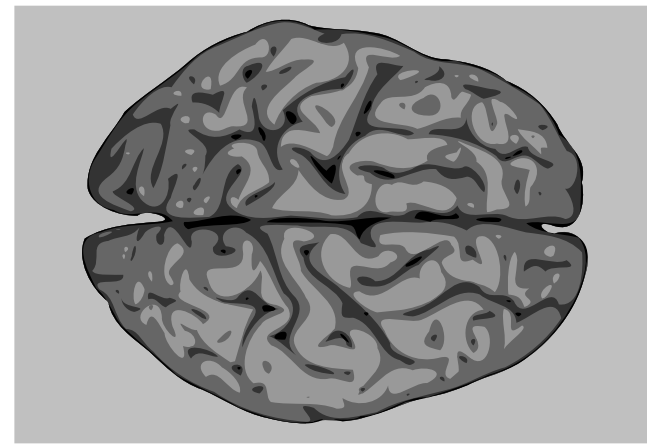



Design

- ▀ LibreOffice is a tool to create, edit, share information
- ▀ LibreOffice offers much capability
- ▀ Here is the problem ...



LibreOffice features
increasing



User capability
constant

Believe it: Writer already offers about 340 menu items!

Design: Utility



Utility

Utility: A simple feature “Storing Beverage” → Useful Feature

Design: Usability



Utility

Usability

Usability: Know your users, their use cases! → Usable Feature

Design: Visual Design



Utility

Usability

Visual Design

Visual Design: Applying consistent design → Enjoyable Feature

Design: User Experience

Hidden
product
quality
(chocolate
won't melt)



Finally,
focus on
the content

Meaningful
grouping of
features

User Experience

User Experience: Overall perception of a product or a service

Design: Goal of the Design Team



LibreOffice Design Team. Make it **just work**, and **look great**, too!

Design Team

Who and where is the Design Team?

Design Team: Home Sweet Home

Von	Betreff	Datum
Christoph Noack <christoph@dogm...	- Re: [libreoffice-design] MimeType icons: final run!	Vor 3 Tagen 23:31
Bernhard Dippold <bernhard@famili...	- Re: [libreoffice-design] MimeType icons: final run!	Vor 3 Tagen 23:52
Bernhard Dippold <bernhard@famili...	- Re: [libreoffice-design] MimeType icons: final run!	Vor 3 Tagen 01:56
Jaron Kupperts <jaron@baron@gmail.c...	- Re: [libreoffice-design] MimeType icons: final run!	Vor 3 Tagen 03:13
Bernhard Dippold <bernhard@famili...	- Re: [libreoffice-design] MimeType icons: final run!	Vor 2 Tagen 21:27
Christoph Noack <christoph@dogm...	- Re: [libreoffice-design] MimeType icons: final run!	Vor 2 Tagen 21:46
Paulo José Amaro <pauloup@gmail...	- Re: [libreoffice-design] MimeType icons: final run!	Vor 2 Tagen 22:03
Paulo José Amaro <pauloup@gmail...	- Re: [libreoffice-design] MimeType icons: final run!	Vor 2 Tagen 22:06
Bernhard Dippold <bernhard@famili...	- Re: [libreoffice-design] MimeType icons: final run!	Vor 2 Tagen 22:11
Paulo José Amaro <pauloup@gmail...	- Re: [libreoffice-design] MimeType icons: final run!	Vor 2 Tagen 22:14
Paulo José Amaro <pauloup@gmail...	- Re: [libreoffice-design] MimeType icons: final run!	Vor 2 Tagen 22:18
Bernhard Dippold <bernhard@famili...	- Re: [libreoffice-design] MimeType icons: final run!	Vor 2 Tagen 22:16
Paulo José Amaro <pauloup@g...	- Re: [libreoffice-design] MimeType icons: final run!	Vor 2 Tagen 22:29
Bernhard Dippold <bernhard@famili...	- Re: [libreoffice-design] MimeType icons: final run!	Vor 2 Tagen 22:29
Thorsten <thb@documentf...	- Re: [libreoffice-design] MimeType icons: final run!	Vor 2 Tagen 22:29
Thorsten <thb@documentf...	- Re: [libreoffice-design] MimeType icons: final run!	Gestern 14:27
Bernhard Dippold <bernhard@famili...	- Re: [libreoffice-design] MimeType icons: final run!	Heute 00:27

- ▶ Mailing list: 106 subscribers, 850 mails (since end 11/2010)
- ▶ Wiki workspace

Design Team: People and Their Expertise

People

- ▶ Former OpenOffice.org members (User Experience, Art)
- ▶ Other FLOSS projects (OpenUsability, Ubuntu)
- ▶ Completely new guys

Expertise

- ▶ Interaction Designers / Usability Engineers
- ▶ Visual Designers
- ▶ Web Designers
- ▶ LibreOffice Specialists

Design Team: Organic Work Style

- ▀ Preparation of items for the TDF “go public”
- ▀ Direct requests trigger us (more or less)
- ▀ Started collection of EasyHacks
- ▀ Discussion on all major mailing lists (tag UX)

Example “Status Bar”

Discussion within thread “LO Status Bar Annoyances” → Proposals for improved behavior and visualization

Source: Proposal by Paulo



Highlights

What we've achieved so far ... our very first steps.

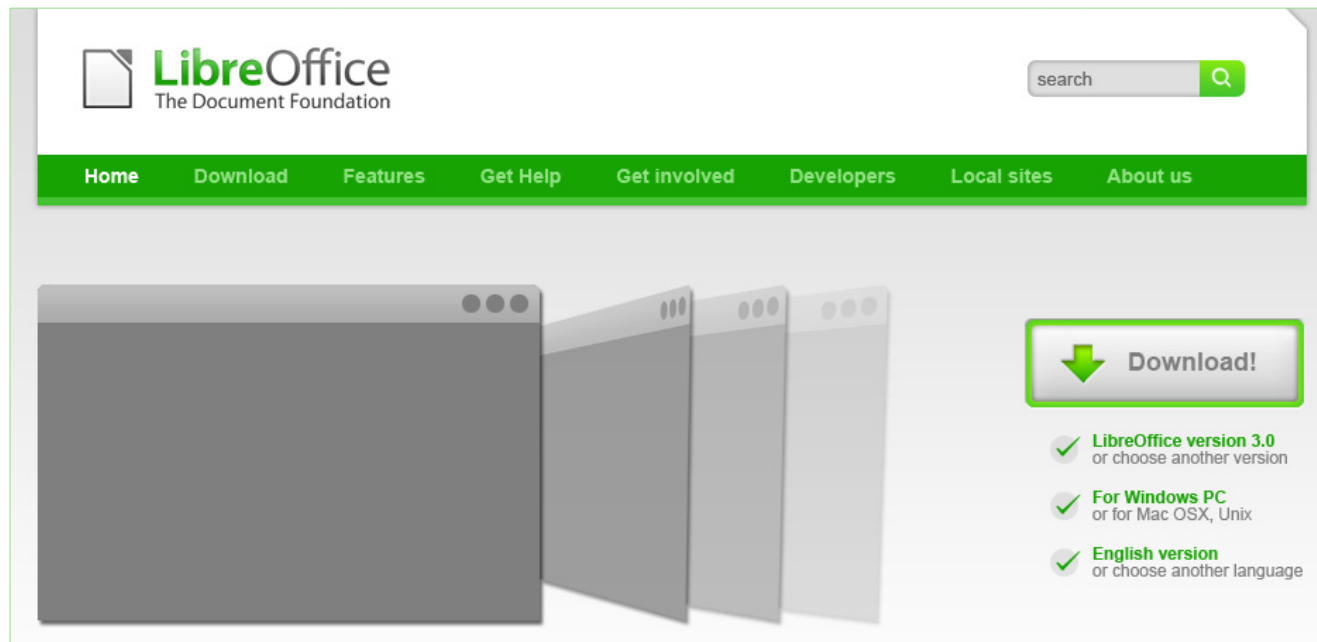
Highlight: LibreOffice Initial Branding

- ▶ Aim: Create a consistent visual identity for both software and project
- ▶ Outcome: Branding guidelines, design resources




Highlight: Product Artwork and Website Design

- ▀ Aim: LibreOffice product re-branding, website artwork
- ▀ Outcome: Artwork for LibreOffice and BrOffice



Source: Mockup by Nik



Highlight: Application and Document Icons

- ▀ Aim: Create a usable and aesthetic icon set
- ▀ Outcome: 140 icons (manually optimized for computer display pixel grid, visual disabilities compensation)




Next Steps

What are we aiming for, what is our long-term strategy?

Next Steps: Design Team Kick-Off


We started to form a real team



- ▀ Invite interested parties ✓
- ▀ Summarize current work status ✓
- ▀ Personal introductions ...
- ▀ Thoughts how to organize and do our work
- ▀ Work on the "urgent community needs"
- ▀ Collect and prioritize future tasks
- ▀ Kick-off serious projects

Next Steps: Long-Term Strategy

- ▀ Target Groups: For whom?
- ▀ Product Strategy: For what environment, for what use cases?
- ▀ Marketing Strategy: How to place the product in the market?
- ▀ Development Roadmap: In what steps?



Design Strategy

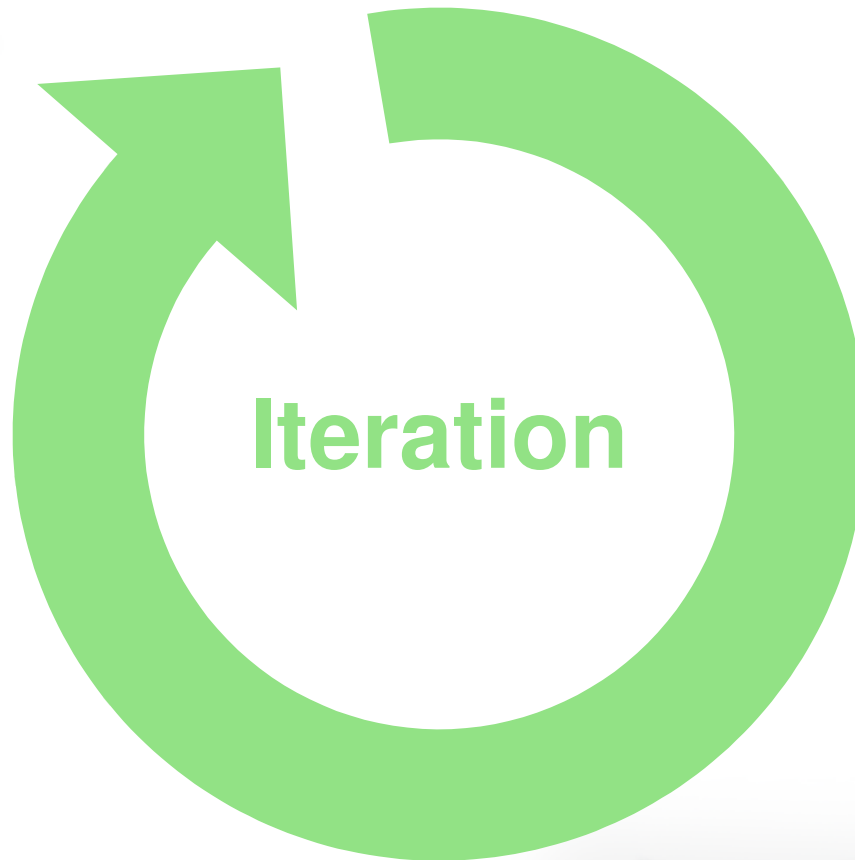
Next Steps: User Centered Design



Evaluation

Verify and
validate with
users

Test code
quality and
performance



Research

Know your users and
their problems

Identify problems, elicit
requirements

Design

Realize workflows, UI
architecture, information

Develop architecture and code



... Designers
... Developers

Needs

What do we need to be successful?

Needs: Tools and Infrastructure

- Research: Software / Website Usage Data, Brainstorming
- Design: Design Annotation, ...
- Evaluation: Agile Usability, ...
- Support: Interaction Guidelines, Design Patterns, ...

Example „Usage Data“

The screenshot shows a printer settings dialog box for a 'Photosmart_8200_series' printer. It displays usage statistics for various settings, categorized into 'Printer', 'Print content', 'Print range', and 'Copies'. Each setting has a color-coded bar indicating its status and a numerical value with a 'select', 'check', 'modify', or 're-check' label.

Category	Setting	Value	Action	
Printer	Name	Photosmart_8200_series	148 select	
	Status	Default printer		
	Type	CUPS:Photosmart_8200_series		
	Location			
	Comment	HP Photosmart 8200 series		
	<input type="checkbox"/> Print to file	12 check / 3 uncheck		
Print content	Content	Slides	249 select	
	Slides per page	6	118 select	
	Order	<input checked="" type="radio"/> Horizontal	32 select	
		<input type="radio"/> Vertical	37 select	
Print range	<input checked="" type="radio"/> All pages	20 re-check		
	<input type="radio"/> Pages 262 check	1 251 modify		
	<input type="radio"/> Selection	6 check		
Copies	Number of copies	1 157 more 9 less		
		8 check / 8 uncheck		
	Options...	112		
	OK	776		
	Cancel	212		
	Help	3		

Needs: Tools and Infrastructure, Brainstorming

- ▶ Idea collection
- ▶ User based prioritization

The screenshot shows the OpenOffice.org Brainstorm website. The header includes the OpenOffice.org logo, a lightning bolt icon, and the word 'Brainstorm'. There are links for 'Register or Log in', 'Home', and 'My Dashboard'. Below the header, there are tabs for 'Sandbox', 'Popular Ideas', 'In Development', and 'Implemented'. A search bar with a magnifying glass icon and a 'Search' button is present. Below the search bar, there is a 'Submit your idea' button with a lightbulb icon. A 'Tags' section lists 'calc', 'impress', 'math', 'OOo', and 'ui writer'. The main content area shows a 'Date Picker for Calc' idea by Christoph Noack, dated 17 June, 2008. The idea description states: 'Spreadsheet applications do often contain dates data. Currently, users have to input dates manually which causes additional effort (e.g. when thinking in calendar weeks for open point lists). Therefore, this enhancement proposes a "Date Picker" for Calc (see rough mockup for details)'. A '+10 votes' badge is visible. Below the description, there is a 'Solution #1: Inline Date Picker' section showing a mockup of a spreadsheet with a date picker calendar overlay. The mockup shows a spreadsheet with columns A-F and rows 1-17. A date picker calendar is open, showing the month of June 2008, with the date 17.06.2008 selected. The date picker has a header with 'Juni' and '2008', and a grid of dates from 1 to 30. The date 17 is highlighted in red. Below the mockup, there are links for 'Propose a different solution' and 'add a comment'.

OpenOffice.org Brainstorm

Register or Log in

Home My Dashboard

Sandbox Popular Ideas In Development Implemented

View most popular: [Today](#) / [This week](#) / [This month](#)

Categories: [User Interface](#)

★ **Date Picker for Calc**

Written by [Christoph Noack](#) on 17 June, 2008. Tags: [ui](#), [calc](#)

Spreadsheet applications do often contain dates data. Currently, users have to input dates manually which causes additional effort (e.g. when thinking in calendar weeks for open point lists). Therefore, this enhancement proposes a "Date Picker" for Calc (see rough mockup for details).

+10 votes

Solution #1: Inline Date Picker

Propose a different solution or [add a comment](#)

Source: Mockup by Ivan, 2009

Needs: Design Team Contributors

Short: We want you! 😊

- ▀ Must-have skills:
 - ▀ Understanding that we aim to solve problems of others
 - ▀ Ability to see the broader picture
 - ▀ You avoid thinking about a “new radical innovative UI”
- ▀ Recommended skills ...
 - ▀ UX: Patience, cooperation skills, love to do things organized
 - ▀ Visual Identity Design: Working on and with styleguides

Take Away

- ▀ Design is much more than visual pleasure
- ▀ A good feature is more than a feature
- ▀ We can help to gain insights in user's needs
- ▀ We'll need some time to get settled
- ▀ We rely on cooperation with developers and others

Thank you!

Watch: <http://wiki.documentfoundation.org/Design>

Subscribe: design@libreoffice.org



All text and image content in this document, unless otherwise specified, is licensed under the [Creative Commons Attribution-Share Alike 3.0 License](#). This does not include the LibreOffice name, logo, or icon.